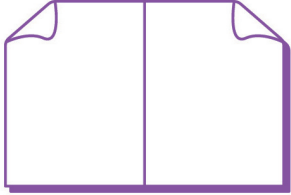
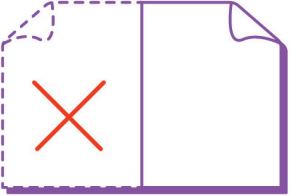
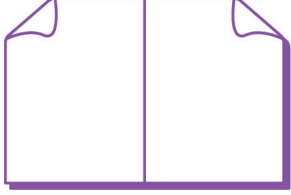

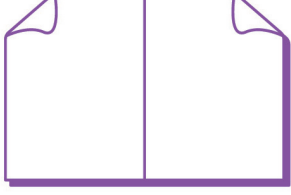
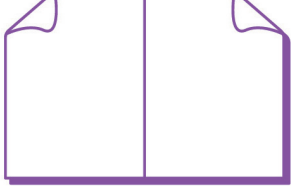
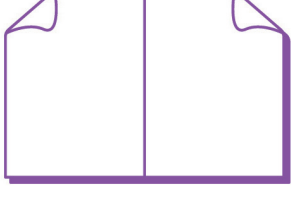



Flat plan

You may find it useful to photocopy these pages

It's a good idea to plan out the content of your yearbook so that you can see where pages sit in relation to each other.

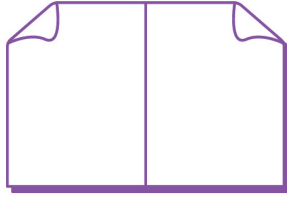
Write in the title of each section, colour code the pages, doodle on them – whatever helps you.

<p>Back Cover</p> <hr/> <hr/> <hr/>		<p>Front Cover</p> <hr/> <hr/> <hr/>
<p>Leave the inside cover blank</p>		<p>Page 1</p> <hr/> <hr/> <hr/>
<p>Page 2</p> <hr/> <hr/> <hr/>		<p>Page 3</p> <hr/> <hr/> <hr/>
<p>Page 4</p> <hr/> <hr/> <hr/>		<p>Page 5</p> <hr/> <hr/> <hr/>
<p>Page 6</p> <hr/> <hr/> <hr/>		<p>Page 7</p> <hr/> <hr/> <hr/>
<p>Page 8</p> <hr/> <hr/> <hr/>		<p>Page 9</p> <hr/> <hr/> <hr/>
<p>Page 10</p> <hr/> <hr/> <hr/>		<p>Page 11</p> <hr/> <hr/> <hr/>
<p>Page 12</p> <hr/> <hr/> <hr/>		<p>Page 13</p> <hr/> <hr/> <hr/>

Copy these pages and write in the page numbers.

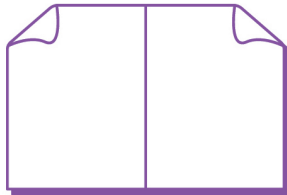
Remember that your last page is just a left-hand page! Leave the inside back cover blank.

Page ____



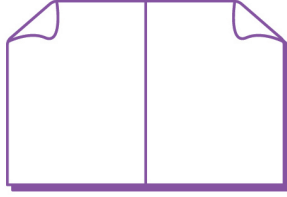
Page ____

Page ____



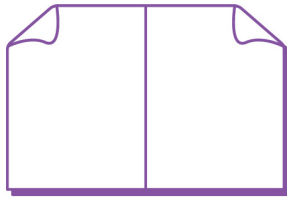
Page ____

Page ____



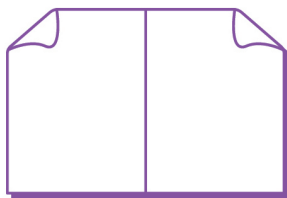
Page ____

Page ____



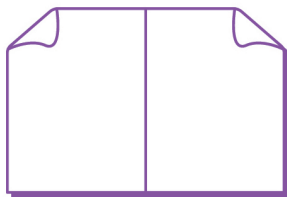
Page ____

Page ____



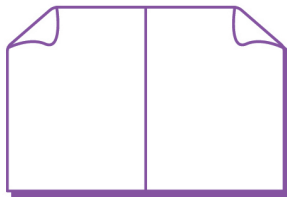
Page ____

Page ____



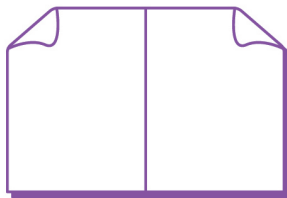
Page ____

Page ____



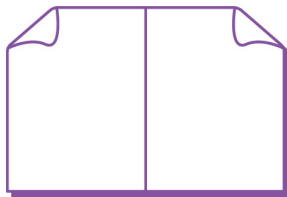
Page ____

Page ____



Page ____

Page ____



Page ____
